




WAITARA HIGH SCHOOL



Principal's Annual Report & Analysis of Variance 2013



March 2014



Historical Position

Waitara High School continues to make improvements academically in most areas and continuously seeks to improve practice and provide a well-resourced, pleasant learning environment for the staff, students and community. Although whānau participation has historically been low, we have seen a huge improvement in this over the previous two to three years thanks to the He Kakano project's input and the changes we have made to the reporting to parents system. Literacy levels of incoming students have been historically low and a lot of work continues to be done in this area to ensure students are academically able to achieve well at school.

ANALYSIS OF VARIANCE FOR 2013

Teaching and Learning Targets

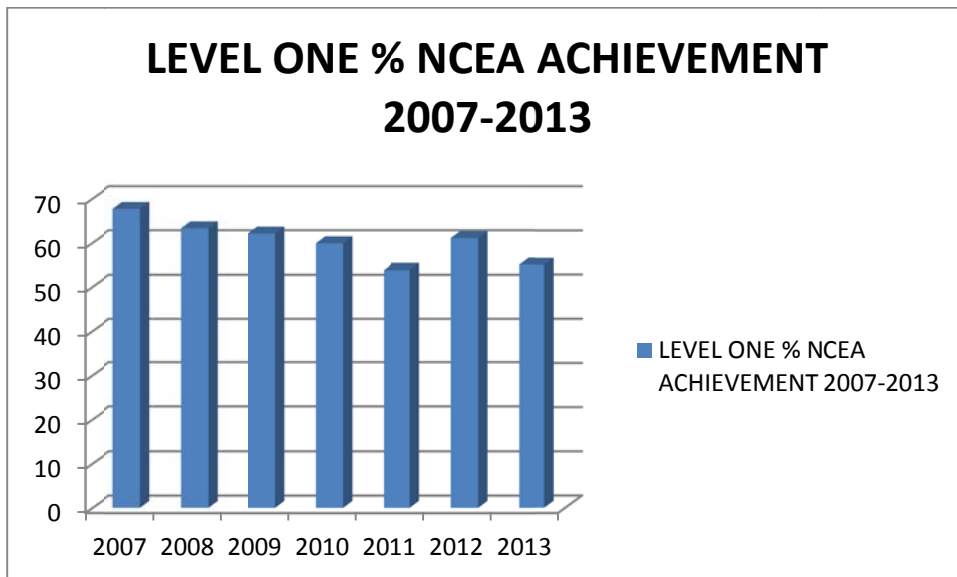
The Teaching and Learning Professional Development Group was further developed as per our target and has embedded the leading of learning with many of our teaching staff. A lot of work has been done on explaining and introducing the Inquiry Cycle to teaching staff and, as many used this as the basis of the teaching and planning anyway, and it has been good to see this expand to all departments and subject areas. Further work will be completed in 2014 ensuring all staff are fully developing reflective practice, inquiry cycle teaching and learning as well as improving their teaching practices.



2013 Level One Achievement Data

Level One Targets Compared to Actual Results

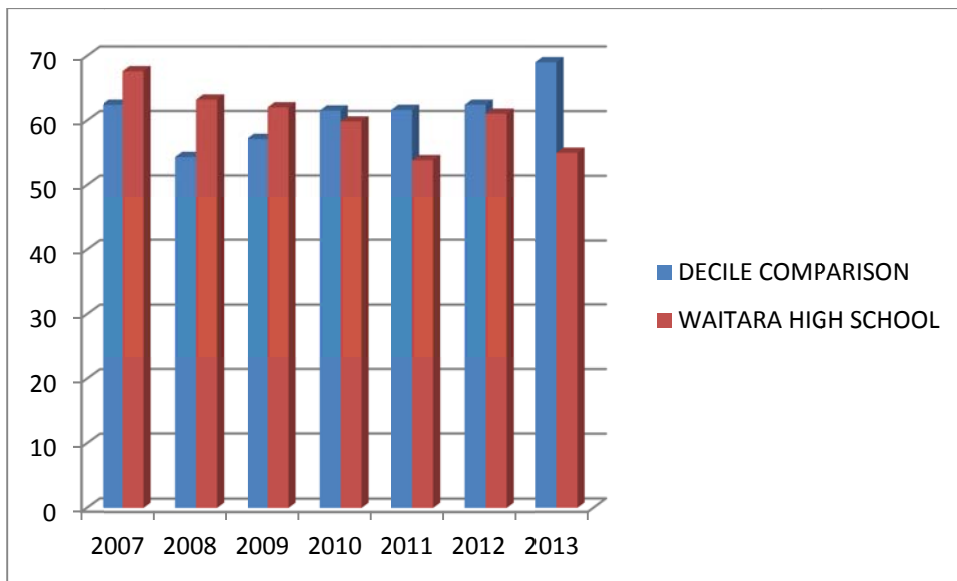
The Level One achievement target for 2013 was 65%. Our results indicate a 55% achievement rate. This is disappointing and below the target set. Another 12% of students could have passed as they were within 4 credits of achieving which would have resulted in us achieving our target. Those students had been offered the opportunity to complete assessments at the end of 2013 but chose not to attend school once the seniors had left for external examinations. Those students have been picked up upon re-entry into school for the 2014 school year and should have achieved by the end of February/ beginning of March. Analysis indicates those with less than 85% attendance rates are less likely to pass. The formation of an attendance committee in 2014 will look to address this on-going issue by examining current school practices, best practice from around the country, formulating an action plan and implementing changes.





Level One Results Compared to Comparable Decile Results

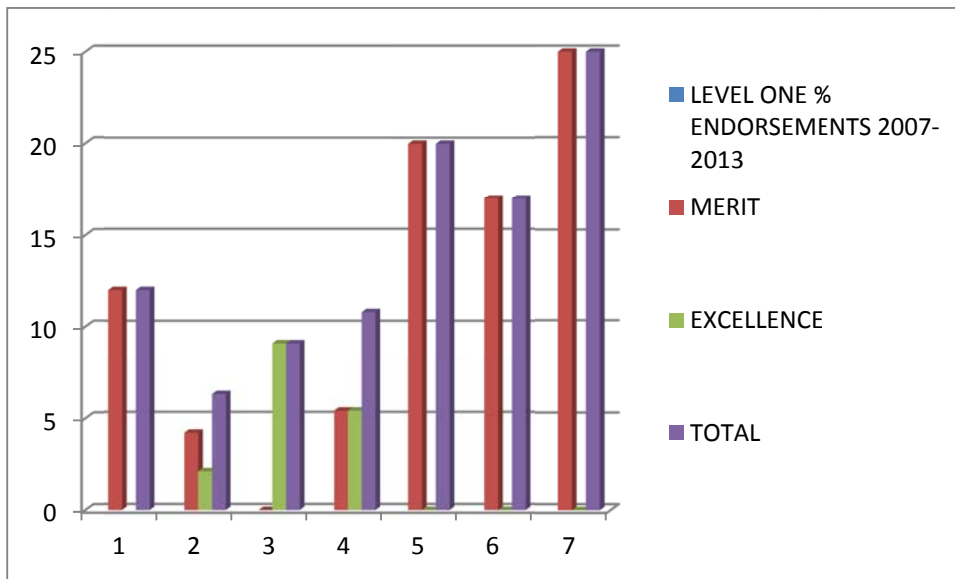
The results of Waitara High School students are below students in other decile 1-3 schools. Again, had the extra 12% of students passed we would have been at the Decile average. Greater monitoring of at risk students from Term 2 in 2014 will ensure this risk to our achievement levels is mitigated. This in conjunction with the work the Attendance committee will undertake should hopefully see an improvement in Level One academic results. It must also be noted though, that many of our Level One students, while not passing in Year 11, complete Level One and achieve Level two as Year 12 students.



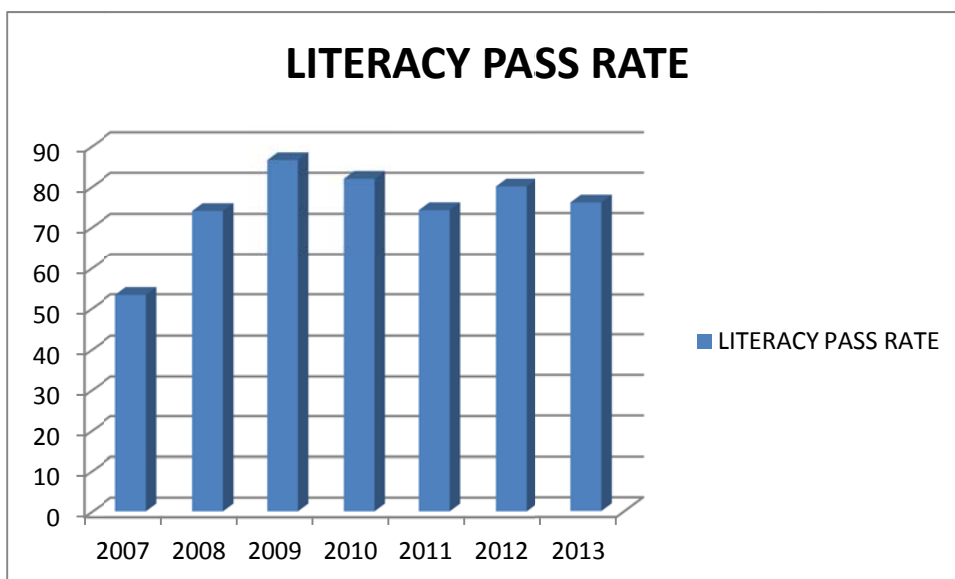


Level One Endorsements

While no Excellence endorsements were received by students sitting NCEA Level One, 25% of students achieved Merit endorsement. It is also pleasing to note that subject endorsements were achieved in the following subjects: English, History, Science, Geography, Mathematics, Physical Education, Visual Design, Art, Digital Technology and Visual Design and Communication.



Literacy Pass Rates

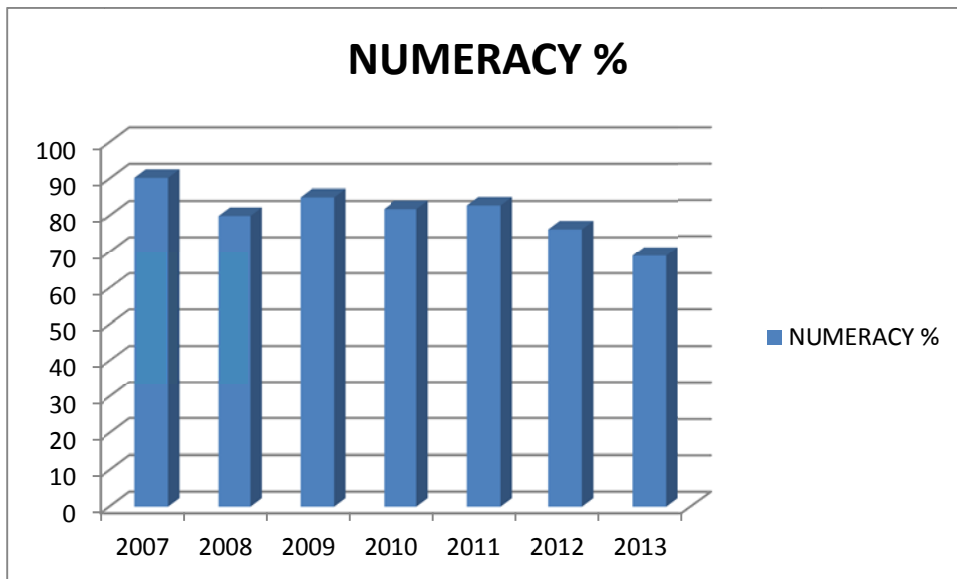


Literacy, especially in the junior school, continues to be a main focus for staff. Improving the skill levels of our students is vital, especially when they are arriving at Waitara High School under the required level. While we are comparable to the decile average, we still have some work to achieve at the



national average. Staff continue to receive professional development in literacy skill areas to ensure all subject areas are contributing to raising the literacy levels of our students. In addition the literacy PLG is working at spreading and embedding best practice across all curriculum levels

Numeracy Pass Rates

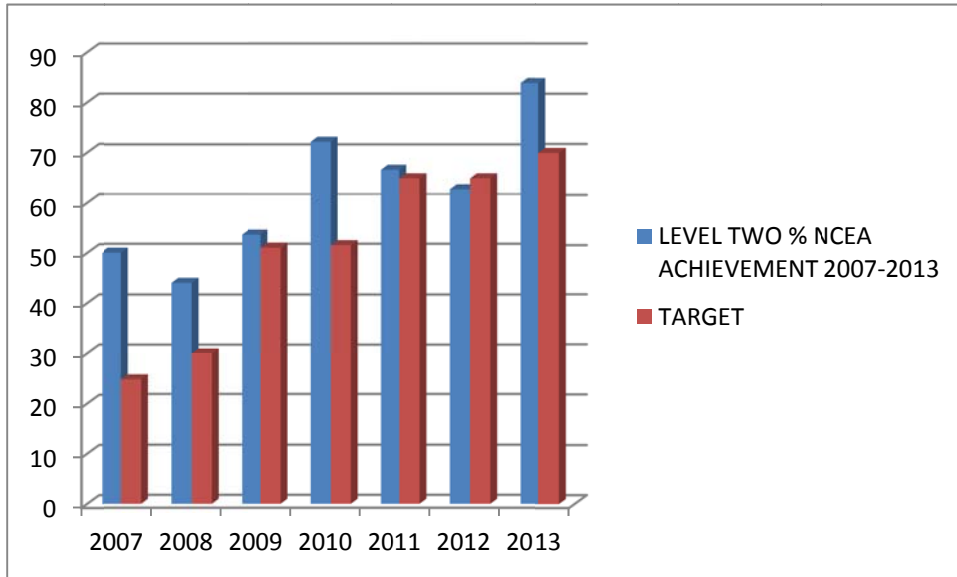


68.2% of our students achieved Numeracy which is again disappointing as I believe we can maintain at least an 80% pass rate. Again, attendance has had a direct effect on this area, especially with regard to the functional numeracy students who need to have evidence gathered over time.



Level Two NCEA Achievement Data

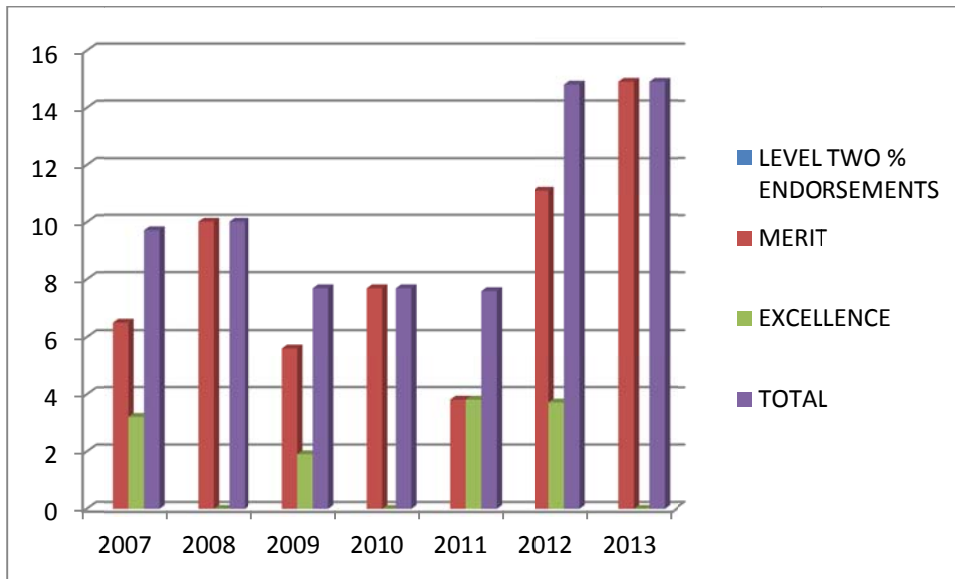
Level Two Targets Compared to Actual Results



Level Two achievement was 14% above our target. I believe this is directly attributable to the hard work done by staff and especially Deans, in targeting at risk students and focusing on ensuring their success. With the Ministry's requirement of Level Two being the minimum leaving requirement, I believe Waitara High School is well placed to achieve the requirement well within the timeline set out by the MOE.



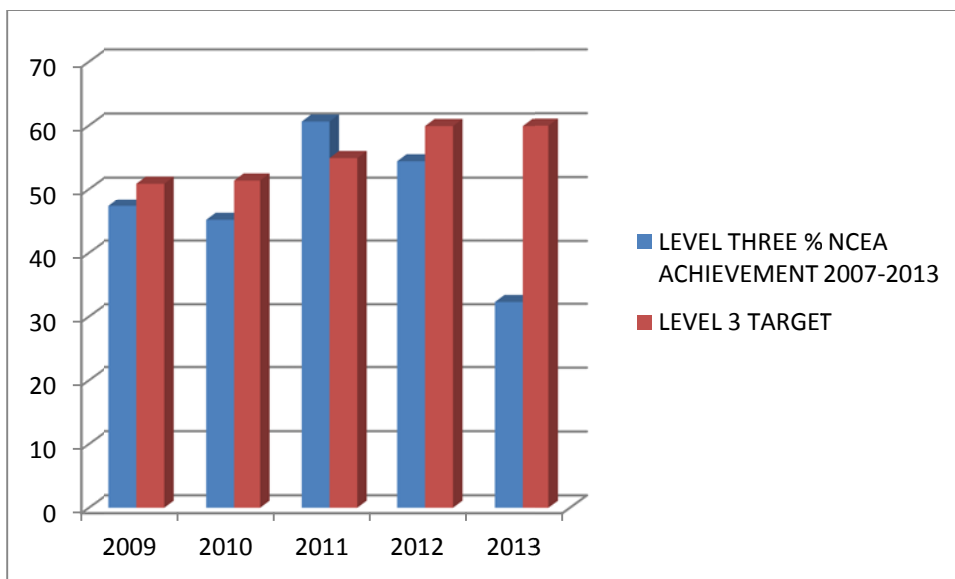
Level Two Endorsements



14.9% of our Level Two students gained endorsement compared to 14.8% in 2012. With the increased achievement rate at Level Two the focus now also needs to be on ensuring students gain endorsements.

Level Three NCEA Achievement Data

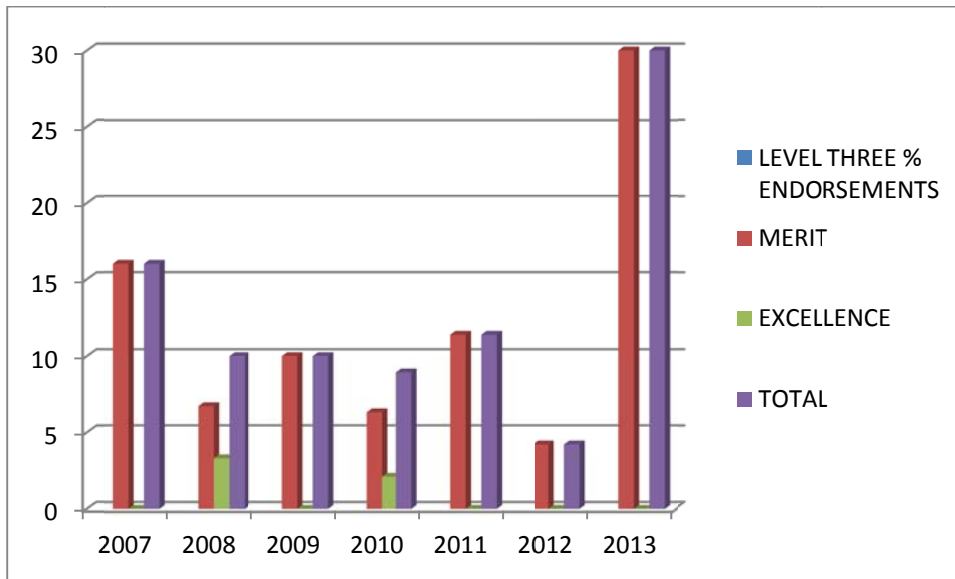
Level Three Targets Compared to Actual Results



The target for NCEA Level Three passes was 60% and we were well under that. A large number of students were completing multi-level courses and therefore could not have achieved Level Three. In 2014, the target is changed to leavers data with the minimum being a Level two qualification or higher.



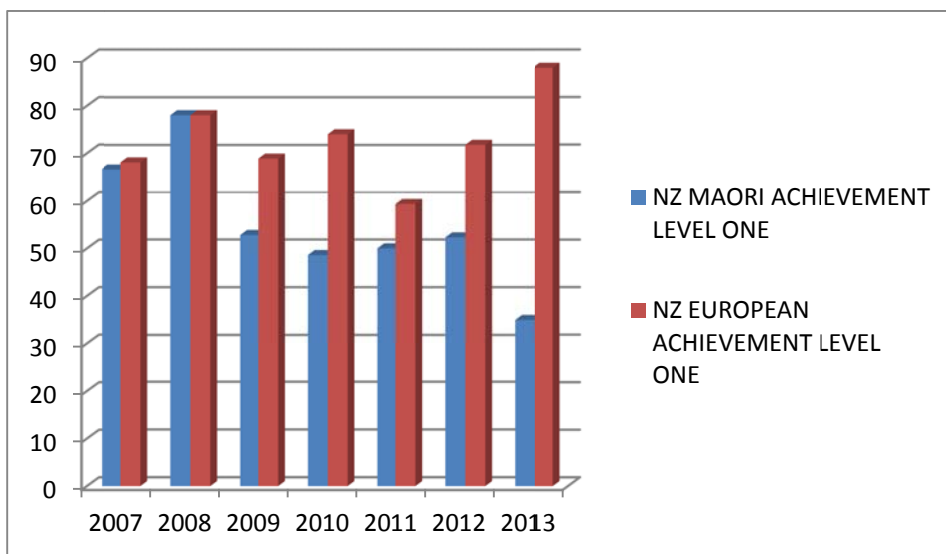
Level Three Endorsements



Longitudinal Maori Achievement Data

Level One Achievement Data

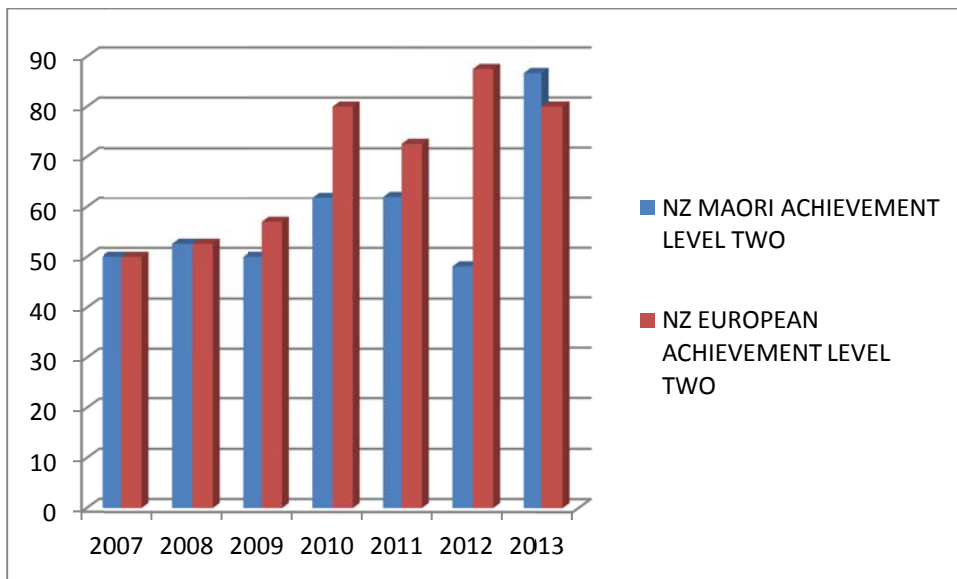
The results indicated for our Maori students were disappointing to say the least. Our target was 65% and we had a 35% pass rate. If we factor in another 12% (which were students with 76 credits or above, but less than 80 credits) then our pass rate would have been similar to our decile average. Targeting at risk students earlier in the year and monitoring with whānau , will ensure this type of result does not occur in the future. Work with staff around literacy techniques and closer review of courses and the results they are achieving will also help.





Level Two Achievement Data

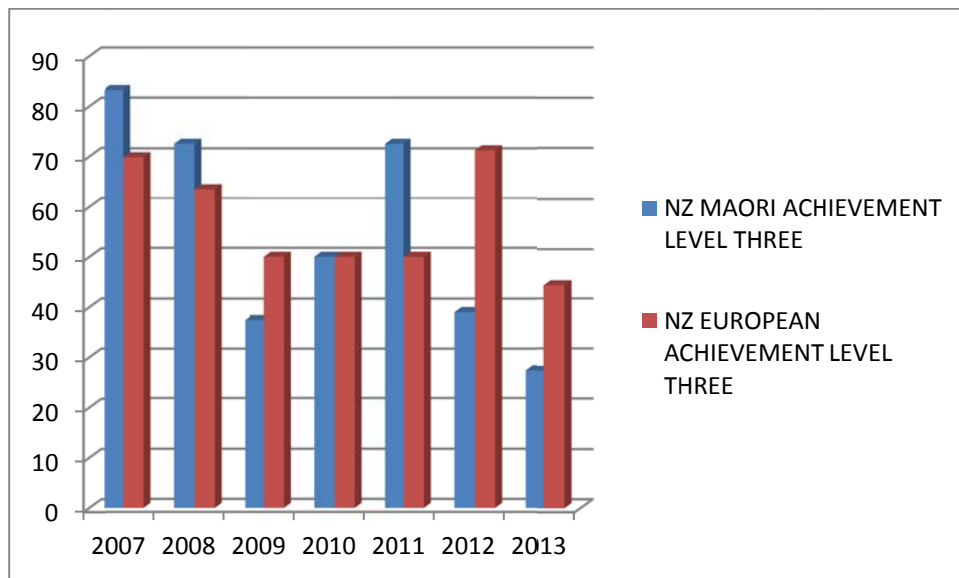
The results at Level Two were especially pleasing and the students performed at 22% higher than target. We also improved the Maori Level Two pass rate by 40% on the 2012 results. This was a focus area in 2013 and a lot of work was completed with targeted at risk students ensuring they remained on track to successfully achieve Level Two. A large number of those who did achieve Level Two entered the year without Level One which indicates the work we are doing and the pathways we are providing, ensure success for the students.





Level Three Achievement Data

While the Level Three achievement was also disappointing, it highlighted to us that the targets were unrealistic and hence we have changed the targets for 2014. The number of students sitting a full level three course was limited and therefore the target could not be met. Many of our Year 13 students are completing a combined level course to ensure they achieve the minimum leaving requirement of Level Two and this is also the case for our Maori student population in year 13.



Compliance

All aspects of compliance were met as per our targets. This was affirmed by ERO in their visit during October 2013. Continuing to ensure the school is fully compliant in all areas is a target for 2014 and beyond.

PB4L

PB4L is a continued focus for Waitara High School. We met our targets and have been elevated to tier 2 for 2014 and beyond. Further development and embedding of this programme is a future target as is the development of the ACORN programme which is a community based PB4L programme involving the community and local businesses which links in to all the schools in the Waitara area who are participating in PB4L.

Literacy

The action plan was followed and the professional development led by Mr Ken Kilpin has seen extremely good improvement and embedding of practice across and large number of curriculum areas. Further work will be completed in 2014 to ensure school wide development of teaching practice and literacy teaching into all classroom practice. A rise in student skill level at the junior level has been noted and the real gains will be noted when the students start their NCEA years as they will be entering year 11 with higher literacy levels than previous years.



Kiwisport

Kiwisport funding in the operation grant went to the direct employment of a sports coordinator and in addition, Waitara High School was successful in gaining Kiwisport funding to assist with the development of sports leadership in school.

The Sports Coordinator was directly responsible for Waitara High School students being involved in over 42 TSSSA events, organising and sourcing additional funding for sports trips and uniforms as well as ensuring fields were marked and available for school teams, organising and overseeing coaches and managers of various representative teams as well as organising our inter-school matches with Forrest View High School and Taumaranui High School. The sports coordinator is involved in a lot more than stated here in order to ensure students are actively involved in sports within the school.

*Jenny Gellen
Principal
Waitara High School*